



# How to register as a member on the website

In order to access the Member section of the website, which enables you to access JCPP and CAMH and enables you to book online to upcoming Events and Conferences, you will need to register your online account.

This is a very simple process that is outlined below.

The screenshot shows the 'User Registration' page. At the top, there is a navigation bar with links: About us, Join us, Publications, Events, Branches, CAMH Topics, News, Blog. Below the navigation bar, the 'User Registration' section is titled. It contains instructions: 'Please complete the details below to confirm your identity and register with the website. Once you have entered your information, please click 'Register' to continue.' A note states: '\* indicates a required field.' The form has two input fields: 'Surname: \*' and 'Membership Number: \*'. Below these, there are three input fields for 'Login Details': 'Username', 'Password', and 'Confirm Password'. A 'Register' button is located at the bottom left of the form.

1. Visit the link by [clicking here](#)

2. Fill in the box with 'Surname'

3. Fill in the box with Membership number - if you don't know your membership number please email [membership@acamh.org](mailto:membership@acamh.org) or call 020 7403 7458

The screenshot shows the 'Login Details' section of the registration form. It contains instructions: 'Please enter the username and password that you would like to use to access the site. Your username will be your visible name whenever you submit a comment or make a contribution on to the website so make sure that you are happy with it and that you don't reveal personal information about yourself that you don't want to divulge publicly. Do not use your email address as your username. If your username is not available, you may already be registered. If so, you can reset your password [here](#). Please note: your password must be at least 7 characters in length and contain no spaces.' The form has three input fields: 'Username', 'Password', and 'Confirm Password'. A 'Register' button is located at the bottom left of the form.

4. Scroll down and complete the section marked 'Login Details' and fill in the 3 boxes (Username, Password, Confirm Password)

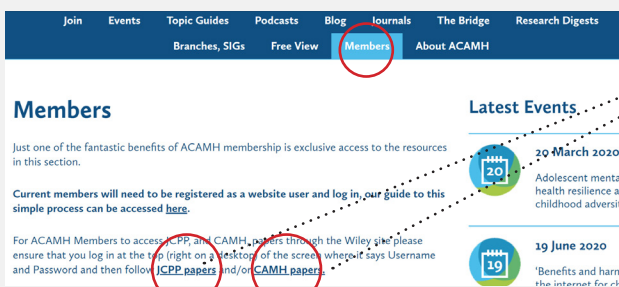
5. Then click the button marked Register



The Association  
for Child and Adolescent  
Mental Health

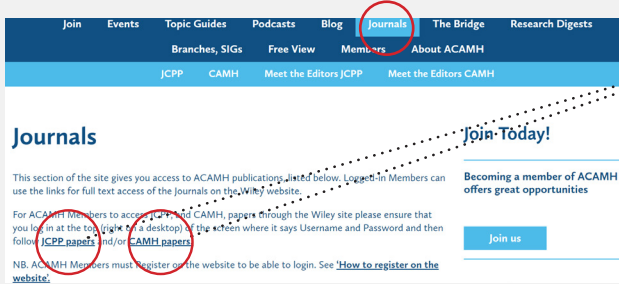
# How to access journals

Now that you have Registered on the ACAMH website (see overleaf) you can access the journals via our publishers, Wiley, website. You have access to the ACAMH journals; the Journal of Child Psychology & Psychiatry (JCPP), and Child & Adolescent Mental Health (CAMH) journal, via a number of different areas on the ACAMH website.



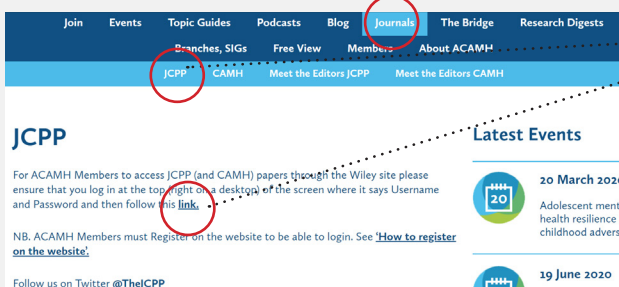
## Members landing page

After you have registered and completed the log in on the ACAMH site you will find a link to the journals on the Wiley site via our **Members page**. [www.acamh.org/category/members](http://www.acamh.org/category/members)



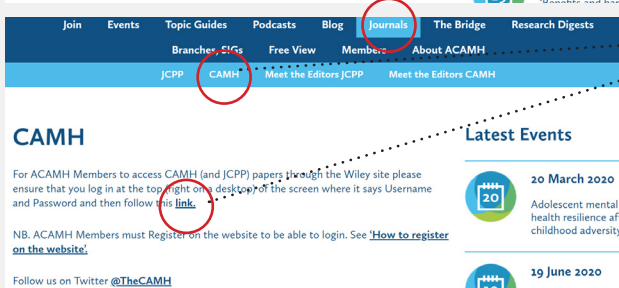
## Journals landing page

After you have registered and completed the log in on the ACAMH site you will find a link to the journals on the Wiley site via our **Journals page**. [www.acamh.org/journal-publications](http://www.acamh.org/journal-publications)



## JCPP landing page

After you have registered and completed the log in on the ACAMH site you will find a link to the journals on the Wiley site via our **JCPP page** which is found at the Journals page. [www.acamh.org/category/journal/jcpp/](http://www.acamh.org/category/journal/jcpp/)



## CAMH landing page

After you have registered and completed the log in on the ACAMH site you will find a link to the journals on the Wiley site via our **CAMH page** which is found at the Journals page. [www.acamh.org/category/journal/camh](http://www.acamh.org/category/journal/camh)